



Shellfish Aquaculture Lease Management

Charlie Culpepper, Asst. Director, FDACS - Division of Aquaculture



Florida Department of Agriculture and Consumer Services


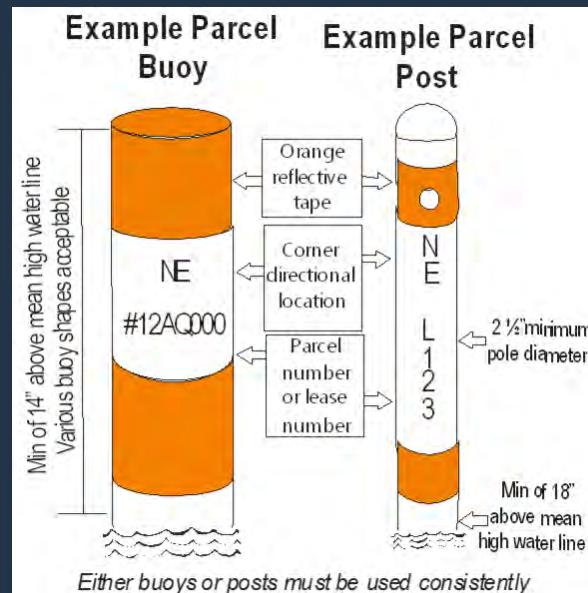
Lease Marking – Corner Markers

- ▶ Corner markers required by U.S. Coast Guard PATON permit.
- ▶ All AUZ or individual parcel corners must be designated with:
 - ▶ Yellow, 3 x 3 ft. sign on min. of 6" pole
 - ▶ Corner direction and lease number
 - ▶ Marine lantern

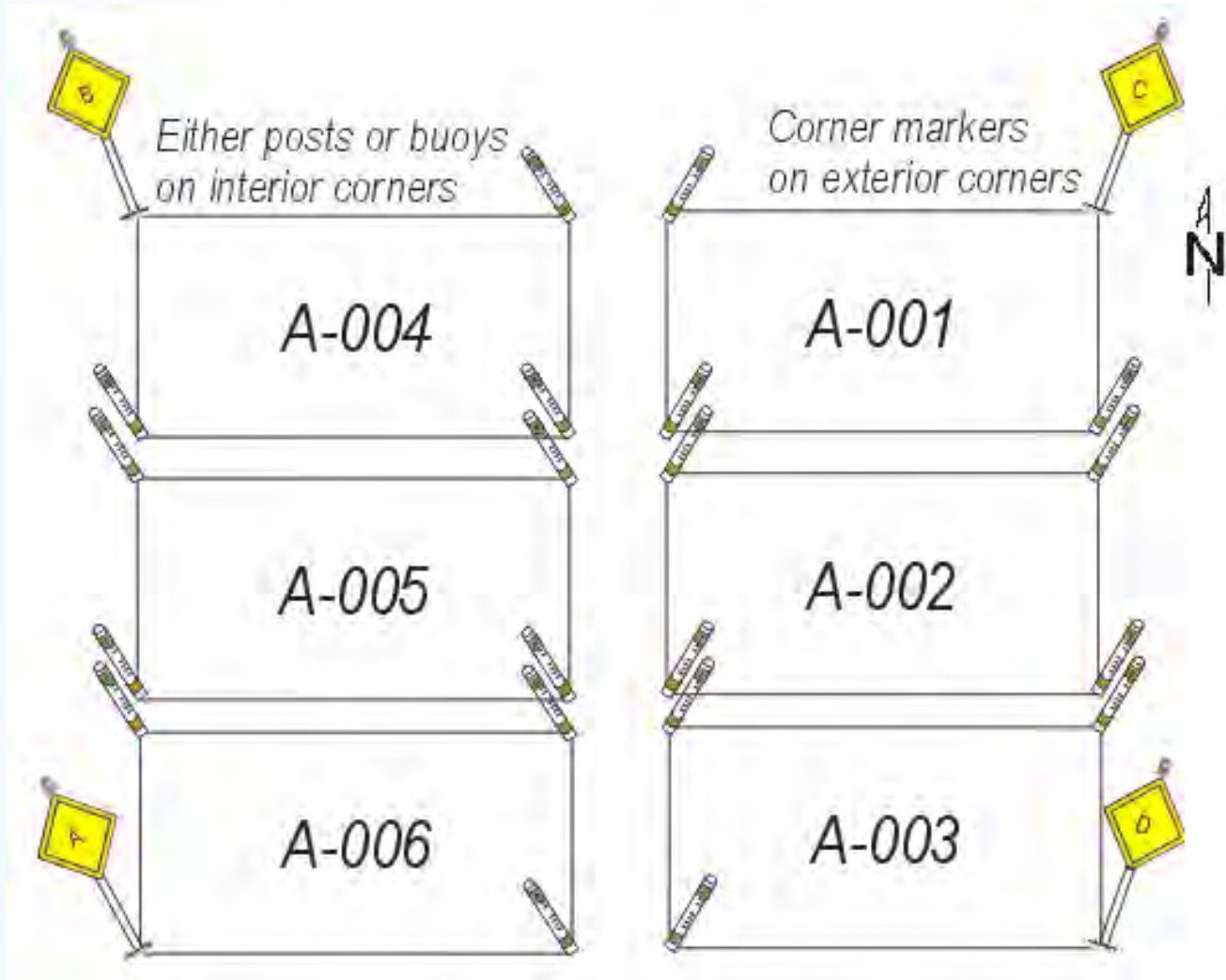


Lease Marking – Posts/Buoys

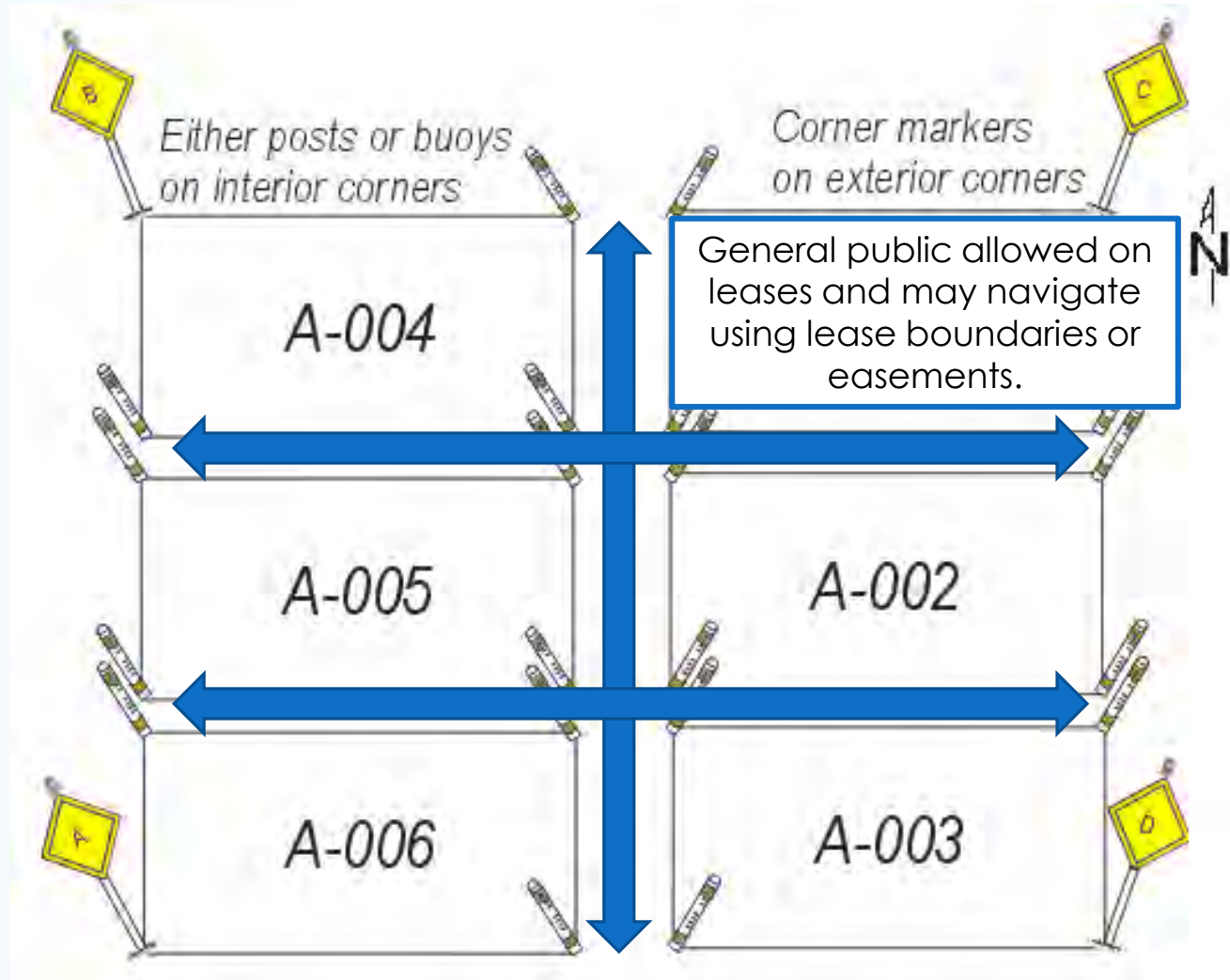
- All parcel corners must be marked with:
 - Post (2" PVC) or floating buoy
 - Corner direction
 - Lease (L123) or AQ number (12-AQ-123)



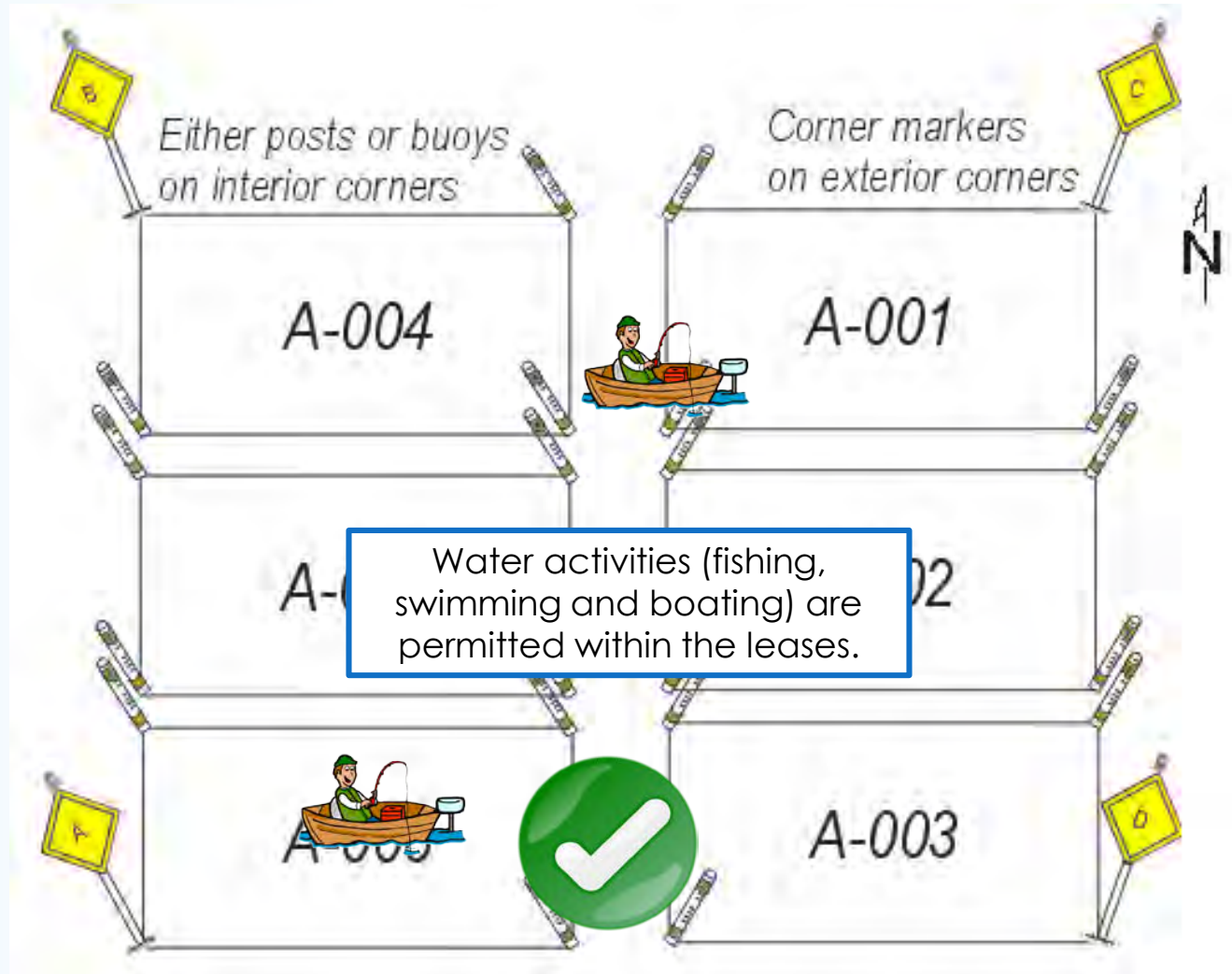
Lease Marker Requirements



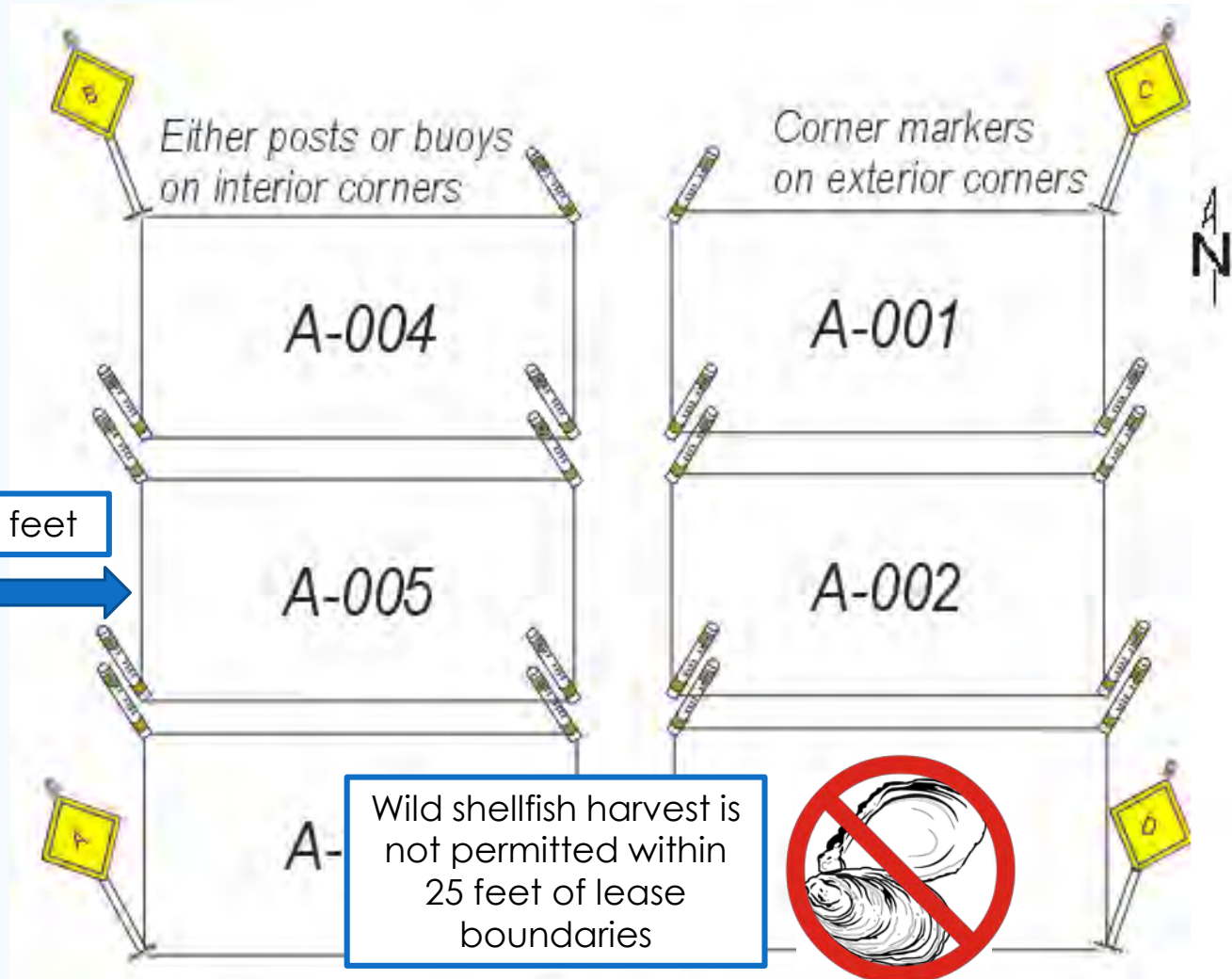
Public Access



Public Access



Public Access



Lease Activities

- ▶ Leases can only be operated on from sunrise to sunset only.
- ▶ The use of the bottom is prohibited for these leases.
- ▶ Dredges or mechanical harvest devices are prohibited.
- ▶ No vessels or platforms can be moored for greater than 24 hours.



Lease Activities

- No wild shellfish can be harvested from or relayed to a lease.
- Culling and sorting of oysters must be done on the lease site.
- Shellfish products must be sold directly to a certified shellfish processing facility.
- Direct to retail sales prohibited.
- Farmed oyster may not be sold using an Saltwater Products License (SPL).



Resubmergence

- Oysters >3/4 inch that are removed from the water for more than 4 hours, during April through October, must be resubmerged for a minimum of 14 days before they can be harvested.
 - Includes desiccation practices / flipping cages.
 - Must be segregated from other stocks.
- Aquaculturists must maintain a replant log of all replant/resubmergence activities.





Allowable Gear Types



Lease Gear

- Must be securely anchored.
- All gear must be removed from the water during all mechanical cleaning.
 - Mechanical or hydraulic devices can't be used below the water for the cleaning.
 - Only hand tools can be used.
- During harvest, gear must be rinsed/cleaned over the grow-out area.



Lease Gear

- All materials must be clean and free of pollutants.
- Petroleum based products such as tars, oils and greases, or other pollutants are prohibited.
- Compounds used as preservatives must be used in accordance with the product label.



Gear Marking and Retrieval

- ▶ The leaseholder's identification information must be attached to all floating or off-bottom culturing structures.



Gear Disposal and Collection

- ▶ Leaseholder is responsible for the collection and proper disposal of all gear.
 - ▶ Including when dislodged during a storm event.
- ▶ The leaseholder must remove all structures and gear within 60 days following the date of expiration or termination of the lease.



Questions?

Charlie.Culpepper@FDACS.gov



Florida Department of Agriculture and Consumer Services